

# DATASHEET


## FFP MASKS


PROTECTION AGAINST DUST, MIST & FUMES




### CLASSIC SERIES


**FFP1 NR D**

 **2360+** non valved


 **2365+** with Ventex®-valve

**FFP2 NR D**

 **2400+** non valved

 **2405+** with Ventex®-valve

**FFP3 NR D**

 **2555** with Ventex®-valve

#### CHARACTERISTICS



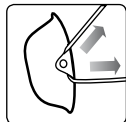
**ActivForm®**  
Automatically fits to the face.  
No manual adjustments by the user are necessary.



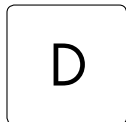
**DuraMesh®**  
Masks have a strong and durable structure.



**Ventex®-valve**  
Starts to open even at low exhalation pressure and significantly reduces moisture and heat inside the mask.



**Adjustable Strap**  
Makes it easier to take the mask on and off and to adjust to different head/neck dimensions.



**Dolomite clogging test**  
Masks have passed the Dolomite clogging test, giving the user better breathing resistance for longer.



**100% PVC-FREE**  
All Moldex products and packaging are completely free from PVC.

**NR (non reusable):** Single use.  
Comfortable and durable throughout the whole shift.

#### CERTIFICATION

The Moldex Classic Series FFP-masks meet the requirements of EN 149:2001+ A1:2009 and are CE-marked in accordance with the requirements of European Directive 89/686/EEC. The IFA (0121) Germany is responsible for both type examination (Article 10) and monitoring of production (Article 11B). The products are manufactured in an ISO 9001 certified plant.

#### MATERIALS

**Filter Layer, Inner Shell, DuraMesh®:** Polypropylene, Ethylene-vinyl acetate (EVA)  
**Head Strap, VentexValve®:** Natural Rubber

#### WEIGHT

**2360\*:** 12 g **2365\*:** 16 g **2400\*:** 12 g **2405\*:** 16 g **2555:** 17 g

#### AREAS OF USE

Level	WEL	Hazard type
FFP1	4x	FINE DUSTS, FUMES, WATER AND OIL BASED MISTS/ AEROSOLS
FFP2	10 x	HAZARDOUS FINE DUSTS, WATER AND OIL BASED MISTS/ AEROSOLS, BIOLOGICAL AGENTS OF RISK GROUP 2
FFP3	20 x	HARMFUL AND CARCINOGENIC DUSTS, WATER AND OIL BASED MISTS/ AEROSOLS, BIOLOGICAL AGENTS OF RISK GROUP 2 AND 3, CMR-SUBSTANCES

(WEL = Workplace Exposure Limit)

# DATASHEET

## FFP MASKS

PROTECTION AGAINST DUST, MIST & FUMES



### TESTING ACCORDING TO EN 149:2001+A1:2009

#### Total inward leakage

Ten test subjects perform a variety of exercises. During the exercises the amount of test aerosol that penetrates the filter, face seal and valve are sampled. The total inward leakage of 8 out of 10 test subjects shall not exceed the following levels:

Category	max. total inward leakage
FFP1	22 %
FFP2	8 %
FFP3	2 %

The filter penetration after loading the filter with 120 mg paraffin oil according to DIN EN149:2001+ A1:2009 shall not exceed the following levels:

Category	max. Filter penetration
FFP1	20 %
FFP2	6 %
FFP3	1 %

#### Flammability

4 respirators are passed through a 800°C (+/- 50°C) flame with a speed of 6 cm/s. After passing through the flame the respirator has to self-extinguish.

#### Breathing Resistance

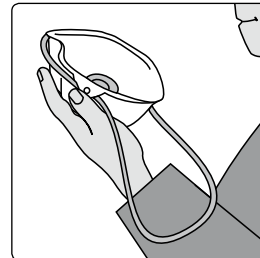
The breathing resistance produced by the filter of the respirator is tested at an airflow of 30 l/min and 95 l/min.

Category	max. breathing resistance according to EN 149	
	30 l / min	95 l / min
FFP1	0,6 mbar	2,1 mbar
FFP2	0,7 mbar	2,4 mbar
FFP3	1,0 mbar	3,0 mbar

### INSTRUCTIONS FOR USE

- The user has to be trained and instructed in wearing the mask.
- FFP Masks do not protect against gases and vapours.
- The oxygen concentration of the ambient atmosphere should be at least 19,5 % Volume.
- These respirators may not be used if the concentration type, and properties of contaminants in the ambient atmosphere are unknown or at dangerous levels.
- Respirators should be disposed if damaged, if the breathing resistance becomes high due to clogging, or at the end of a shift.
- Never tamper with, alter or modify the respirator.

### INSTRUCTIONS FOR FITTING



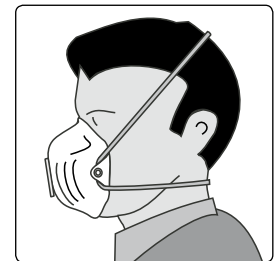
1. Pull strap to form a large loop.



3. Pull upper strap tight and then place on back of head.



2. Place respirator on chin and pull loop over head tight to the neck.



4. Ensure respirator fits secure and comfortable.

### INFO

For help on selection and training please contact us. We offer a wide range of training packages and support material.

MOLDEX-METRIC AG & Co. KG  
Unit 9, Glaisdale Point  
Off Glaisdale Drive, Bilborough  
Nottingham. NG8 4GP

Tel.: +44 (0)115 985 4288  
Fax: +44 (0)115 985 4211  
www.moldex-europe.com  
info@uk.moldex-europe.com